

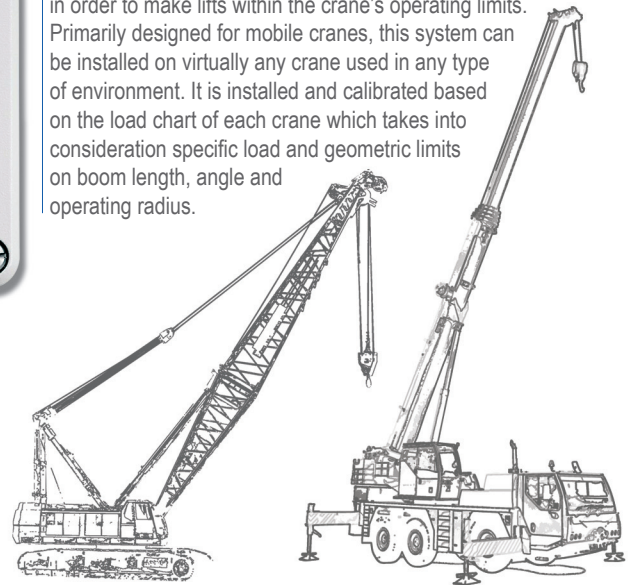

MC320

SAFE LOAD INDICATOR FOR CRANES



MC320 SAFE LOAD INDICATOR SYSTEM

The MC320 provides the operator with information he needs in order to make lifts within the crane's operating limits. Primarily designed for mobile cranes, this system can be installed on virtually any crane used in any type of environment. It is installed and calibrated based on the load chart of each crane which takes into consideration specific load and geometric limits on boom length, angle and operating radius.



WHY CHOOSE ASCOREL?

- WE HAVE EXPERIENCE. We've been involved with Safe Load Indicators since our creation in 1988 and we've used that experience to improve our products over the years.
- ASCOREL IS ISO 9001 CERTIFIED That means that ASCOREL has established and applied **quality management systems** for designing, manufacturing, installing and servicing our systems that are **internationally recognized**.
- WE'RE FULLY COMMITTED TO THE US MARKET. Our distributors are **true service companies** committed to providing you with the best service possible. We have staff and a warehouse in the US to serve you. Simply call 1-877-717.2253 to reach us!
- OUR SYSTEMS ARE USER FRIENDLY. We take great pride in making **powerful yet easy to use systems**. We use our graphical screen to display crucial information as well as large icons that can easily be seen and understood. **We train operators quickly and easily** no matter what language they speak.

WHY USE OUR SLI?

- BE INFORMED OF CURRENT SAFETY CONDITIONS AT ALL TIMES! Our system keeps the operator informed at all times by clearly displaying current safety conditions on the screen.
- OPERATE WITHIN MANUFACTURER'S LIMITS. Our systems are programmed using the manufacturer's load charts to make sure that the operator will be able to make lifts within the crane's operating limits.
- ADDED SAFETY FOR YOUR CRANE. Our system builds upon the existing safety of your machine to provide output signals for function shut downs if needed.
- FAST, SIMPLE AND EASY TO CALIBRATE. Our SLI is perfect for retrofit installations. The unique mathematical formula on which it operates only requires 1 test weight and 4 positions to calibrate. That means your machine can be back up and running faster!

HEAD UNIT

MC320 DISPLAY AND FUNCTIONALITIES

SAFE LOAD BAR GRAPH INDICATOR

ALARM

PRE ALARM



CURRENT LOAD ON HOOK

MAXIMUM RATED LOAD

CURRENT CRANE CONFIGURATION

BOOM RADIUS

BOOM ANGLE

CONSTANTLY DISPLAYED ON SCREEN

MC320

- CURRENT CRANE CONFIGURATION
- SAFE LOAD BAR GRAPH INDICATOR
- BOOM ANGLE
- BOOM RADIUS
- CURRENT LOAD ON HOOK
- MAXIMUM RATED LOAD

- ✓
- ✓
- ✓
- ✓
- ✓
- ✓

DISPLAYED ON SCREEN WITH THE PUSH OF A BUTTON

MC320

- BOOM LENGTH
- TIP HEIGHT

- ✓
- ✓

ALARM AND/OR OUTPUT SIGNAL FOR SHUT-DOWNS IF

MC320

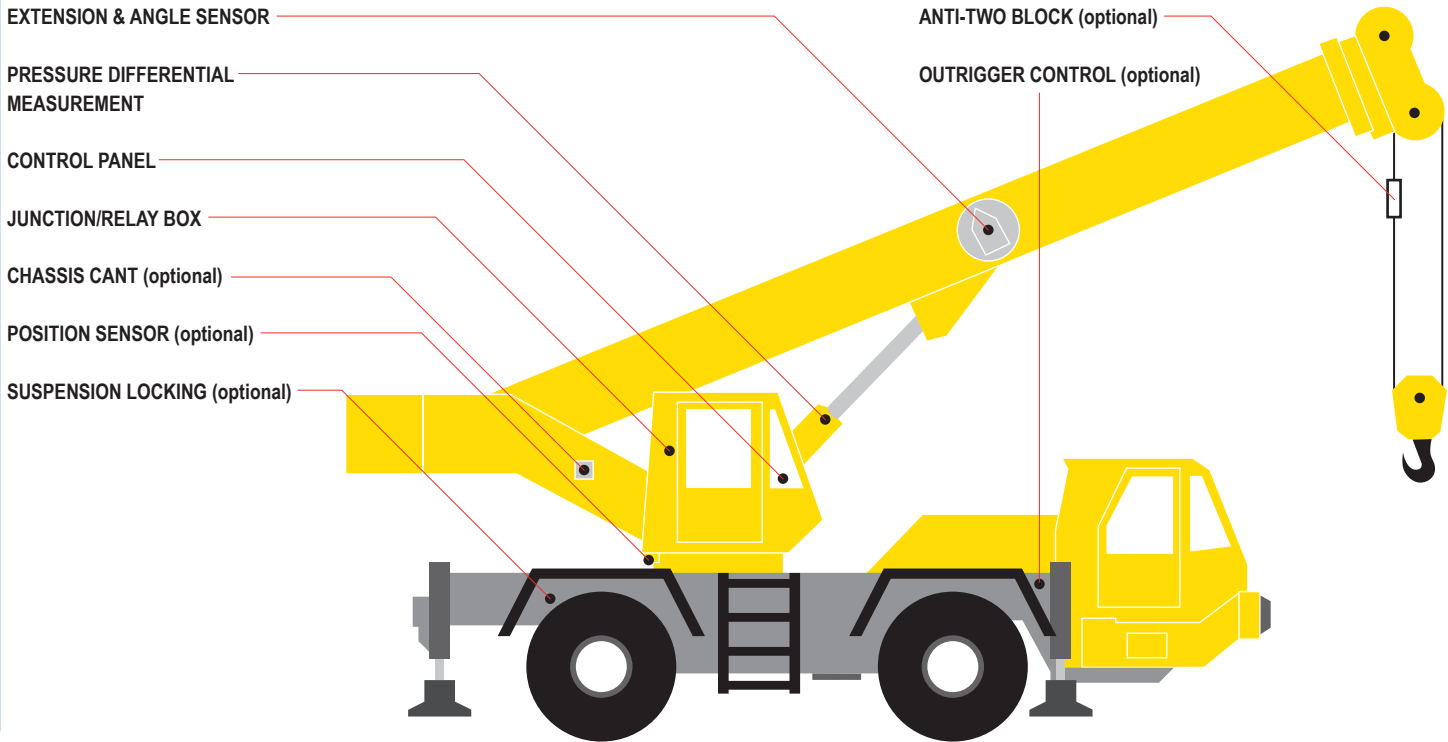
- MAXIMUM ANGLE EXCEEDED (optional)
- MAXIMUM LOAD EXCEEDED
- MAXIMUM RADIUS EXCEEDED (optional)
- MAXIMUM TIP HEIGHT EXCEEDED (optional)
- MAXIMUM WIND SPEED EXCEEDED (optional with additional hardware required)

- ✓
- ✓
- ✓
- ✓
- ✓

STANDARD ASSEMBLY ON A HYDRAULIC CRANE

MC320 LOAD CONDITION CONTROLLER

This system is compact and can be adapted easily to any type of crane. Cable connections are kept to the minimum.



AVAILABLE OPTIONS

MC320

The MC320's efficient and innovative design offers a wide range of configuration options to meet your requirements. We work closely with customers to customize our systems to meet their specific needs. A number of additional components can be added to the system to provide more functionality such as the ALIZE (wind speed meter).

SPECIALY DESIGNED SENSOR

- Body in Bronze
- Stainless Steel Windspeed Cups
- Mounted on Sealed Ball Rings
- Tested and Certified by French Official Body



SPECIALY DESIGNED COMPUTER

- High Calculation Speed
- All External Connections with Fool Proof Plugs and Sockets
- IP65 Proofing
- External Repeater and/or Recorder with Wired Connection (CANBUS)
- Windspeed Display in Km/h, m/s or Miles/h
- Operator Adjustable Alarms Below the Compulsory Values in Case of Wind Sensitive Handlings
- System Test Sequence Including a Sensor Simulation to Check the Whole Acquisition Channel

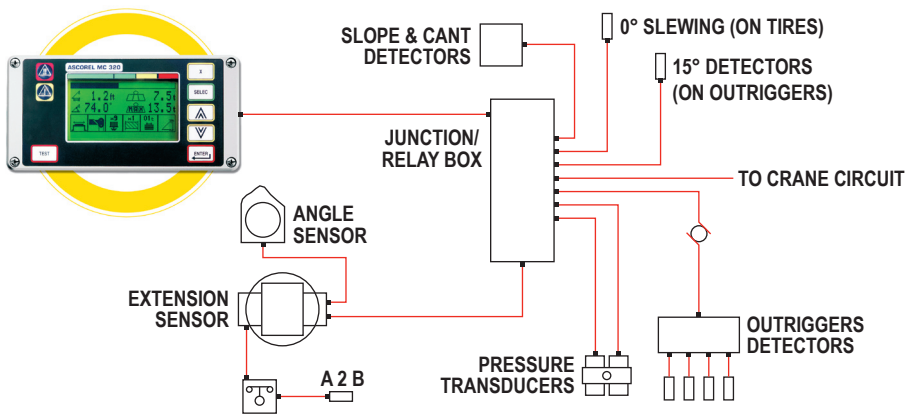
PROACTIVE SAFETY

THE MC320 WAS DESIGNED WITH YOUR SAFETY IN MIND!

This system can detect the angle, weight of load lifted and ground radius of your crane. The crane is fitted with multiple sensors for each of the measured parameters which are then displayed in the operator's cabin to keep him informed. The MC320 is designed to alert the operator if the lift is exceeding the safe operating range of the crane as described by the manufacturer's specifications. In some cases, the MC320 will physically lock the crane in circumstances that are deemed unsafe.

OVERALL WIRING ON A HYDRAULIC CRANE

MC320 DIAGRAM



TECHNICAL SPECIFICATIONS

MC320

POWER

Voltage: 9-38 V DC

Consumption: 2 A

INPUT AND OUTPUTS

Analog Inputs: 7

Digital Inputs: 8 or 16

Digital Outputs: 4 or 8

Buzzer (internal)

DIMENSIONS

9.5 x 4.7 x 3.9 in. (240 x 120 x 100mm)

DISPLAY AND KEYBOARD

Graphic display: Backlight and automatic contrast adjustment for sun conditions

Touch Sensitive Keys

SENSORS

Pressure Transducers: 400 and 600 bars

Angle Sensor: 90° Clinometer

Extension Sensor: 125ft (38m) Max. Potentiometric

Wind speed sensor

ENVIRONMENTAL CHARACTERISTICS

Operating temperature: -4°F to 158°F (-20°C to 70°C)


Storage temperature: -40°F to 176°F (-40°C to 80°C)

Protection: IP 65

MEMORY

Num. of Load Curves: 200 standard.

Data is not effected when main power is turned off.



INSTALLATION

EQUIPMENT THIS SYSTEM CAN BE INSTALLED ON

This system can be installed on virtually any type of crane including:

- Hydraulic cranes
- Telescopic cranes
- Lattice cranes (crawler or truck)
- Port cranes (dock cranes)
- Rail cranes
- Tower cranes



FOR MORE INFORMATION CALL
1-877-71SCALE
OR EMAIL
INQUIRIES@ASCOREL.COM